

# MaxLite® c-Max™ Network Sensor (PIR Motion Sensor)



## General Safety Information

- TO REDUCE THE RISK OF DEATH, PERSONAL INJURY OR PROPERTY DAMAGE FROM FIRE, ELECTRIC SHOCK, FALLING PARTS, CUTS/ABRASIONS, AND OTHER HAZARDS READ ALL WARNINGS AND INSTRUCTIONS INCLUDED WITH AND ON THE FIXTURE BOX AND ALL FIXTURE LABELS.
- BEFORE INSTALLING, SERVICING, OR PERFORMING ROUTINE MAINTENANCE UPON THIS EQUIPMENT, FOLLOW THESE GENERAL PRECAUTIONS.
- COMMERCIAL INSTALLATION, SERVICE AND MAINTENANCE OF LUMINAIRES SHOULD BE PERFORMED BY A QUALIFIED LICENSED ELECTRICIAN.
- DO NOT INSTALL DAMAGED PRODUCT! WARNING: RISK OF ELECTRICAL SHOCK
- TURN OFF ELECTRICAL POWER AT FUSE OR CIRCUIT BREAKER BOX BEFORE WIRING FIXTURE TO THE POWER SUPPLY.
- TURN OFF THE POWER WHEN YOU PERFORM ANY MAINTENANCE.
- VERIFY THAT SUPPLY VOLTAGE IS CORRECT BY COMPARING IT WITH THE LUMINAIRE LABEL INFORMATION.
- MAKE ALL ELECTRICAL AND GROUNDED CONNECTIONS IN ACCORDANCE WITH THE NATIONAL ELECTRICAL CODE AND ANY APPLICABLE LOCAL CODE REQUIREMENTS.
- ALL WIRING CONNECTIONS SHOULD BE CAPPED WITH UL APPROVED WIRE CONNECTORS.



Picture is for illustration purposes only. Your model may vary.

### CAUTION: RISK OF INJURY

- WEAR GLOVES AND SAFETY GLASSES AT ALL TIMES WHEN REMOVING LUMINAIRE FROM CARTON, INSTALLING, SERVICING OR PERFORMING MAINTENANCE.
- AVOID DIRECT EYE EXPOSURE TO THE LIGHT SOURCE WHILE IT IS ON.
- ACCOUNT FOR SMALL PARTS AND DESTROY PACKING MATERIAL, AS THESE MAY BE HAZARDOUS TO CHILDREN.

### CAUTION: RISK OF FIRE

- KEEP COMBUSTIBLE AND OTHER MATERIALS THAT CAN BURN AWAY FROM LUMINAIRE AND LAMP/LENS.
- MIN 90°C SUPPLY CONDUCTORS
- DISCONNECT POWER AND ALLOW FIXTURE TO COOL BEFORE CHANGING BULB OR HANDLING FIXTURE.

### Models:

CNSL-PSW

## Installation Instructions

**CAUTION:** Turn off electrical power at fuse or circuit breaker box before wiring fixture to the power supply.

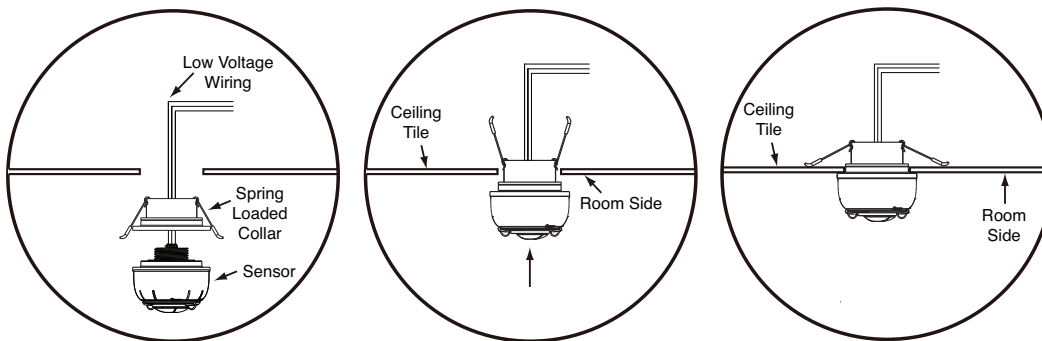


Figure 1

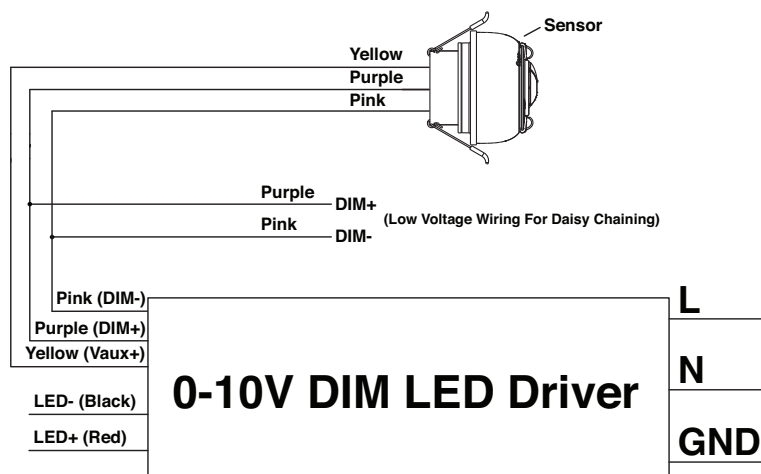
1. Drill a 2" diameter hole through the ceiling tile.
2. Attach the sensor with the threaded spring-loaded collar. (FIG. 1)
3. Connect the low voltage wires, 12V Aux (Yellow), Dim+ (Purple), and Dim- (Pink) to the sensor ports using the wiring diagrams on page 2.
4. Insert the spring-loaded collar with sensor through the ceiling hole and release the torsion springs so that the sensor stays in place above the ceiling tile as shown. (FIG.1)

## MaxLite® c-Max™ Network Sensor (PIR Motion Sensor)

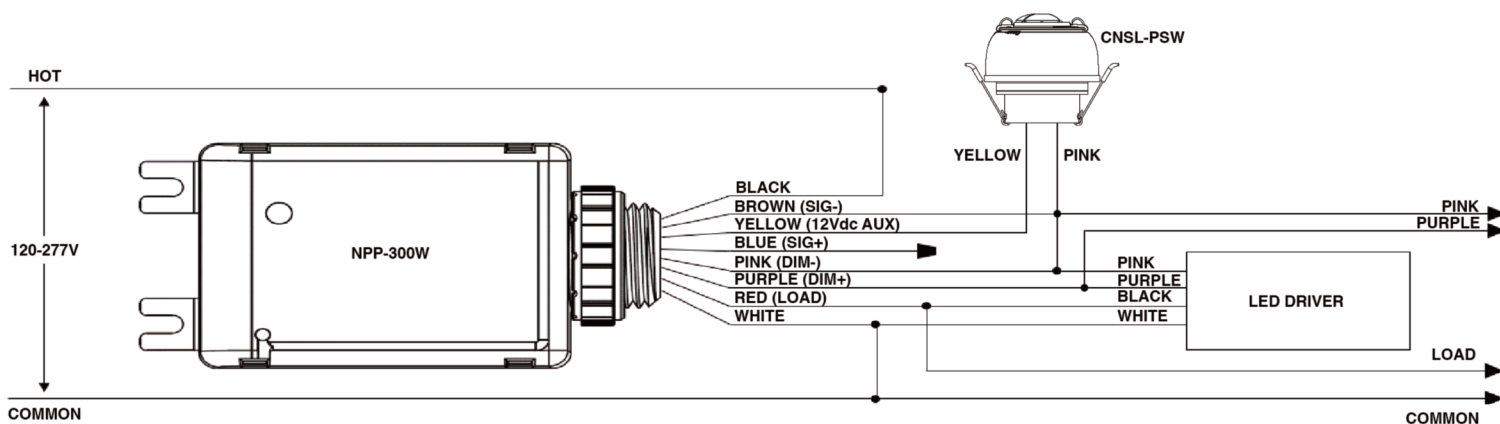


## Wiring Diagrams

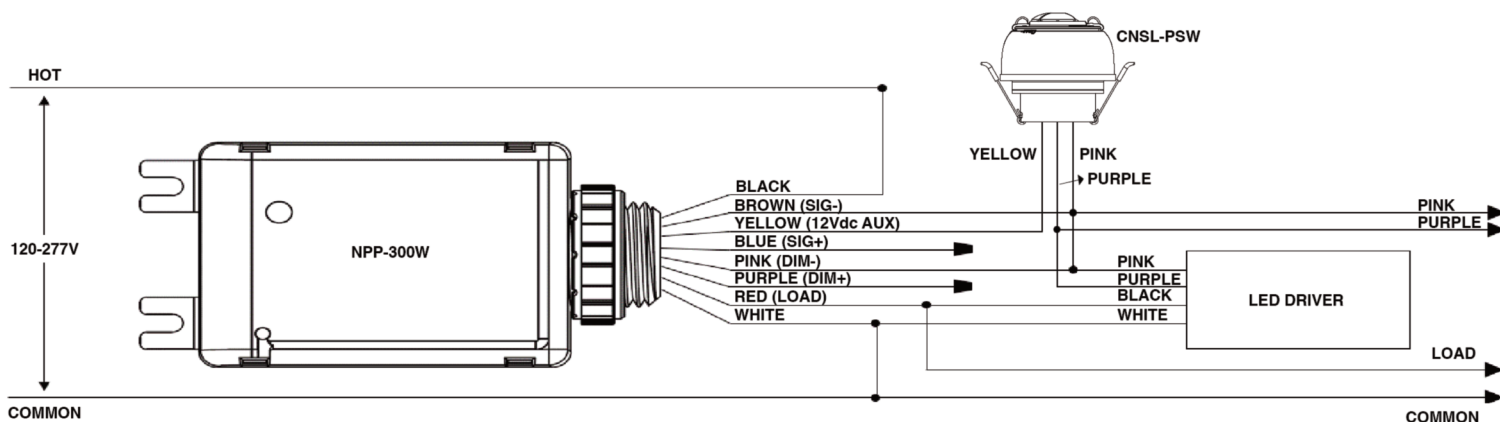
## CNSL-PSW with MaxLite CR Ready Fixtures:



## CNSL-PSW with NPP-300W Without Daylight Harvesting:



## CNSL-PSW with NPP-300W With Daylight Harvesting:



**MaxLite® c-Max™ Network Sensor (PIR Motion Sensor)****Warranty Information**

MaxLite Inc. warrants its products for a minimum period of **FIVE (5)** years from the date of original purchase from MaxLite or its authorized distributor/dealer (the "Warranty Period"), as follows: If a Product fails to operate during the Warranty Period as a result of defects in materials or workmanship, MaxLite will, at its option, repair it, replace it with the same or like Product.

Please refer to Maxlite's website (at <http://maxlite.com/resources/warranties>) for the complete terms and conditions of our warranty.

**Limitation of Liability**

THE FOREGOING WARRANTY IS EXCLUSIVE, AND IS THE SOLE REMEDY FOR ANY AND ALL CLAIMS, WHETHER IN CONTRACT, IN TORT OR OTHERWISE ARISING FROM THE FAILURE OF PRODUCT AND IS IN LIEU OF ALL OTHER WARRANTIES, EXPRESS OR IMPLIED, INCLUDING ALL WARRANTIES OF MERCHANTABILITY OR FITNESS FOR A PARTICULAR PURPOSE, WHICH WARRANTIES ARE HEREBY EXPRESSLY DISCLAIMED TO THE EXTENT PERMITTED BY LAW AND, IN ANY EVENT, SHALL BE LIMITED TO THE WARRANTY PERIOD SPECIFIED ABOVE. THE LIABILITY OF MAXLITE SHALL BE LIMITED TO THE TERMS OF THE EXPRESS WARRANTY SET FORTH HEREIN. IN NO EVENT WILL MAXLITE BE LIABLE FOR ANY SPECIAL, INCIDENTAL OR CONSEQUENTIAL DAMAGES INCLUDING, WITHOUT LIMITATION, DAMAGES RESULTING FROM LOSS OF USE, PROFITS, BUSINESS OR GOODWILL, LABOR COSTS, REMOVAL OR INSTALLATION COSTS, DECREASE IN THE LIGHT OUTPUT OF THE LAMP, AND/OR DETERIORATION IN THE LAMP'S PERFORMANCE, WHETHER OR NOT MAXLITE HAS BEEN ADVISED OF THE POSSIBILITY THEREOF. UNDER NO CIRCUMSTANCES SHALL MAXLITE'S ENTIRE LIABILITY FOR A DEFECTIVE PRODUCT EXCEED THE PURCHASE PRICE OF THAT PRODUCT. WARRANTY SERVICES PROVIDED UNDER THESE TERMS AND CONDITIONS DO NOT ENSURE THE UNINTERRUPTED OPERATION OF PRODUCTS; MAXLITE SHALL NOT BE LIABLE FOR DAMAGES CAUSED BY ANY DELAYS INVOLVING WARRANTY SERVICE.

This Limited Warranty gives you specific legal rights and you may also have other rights that may vary from state to state. Because some states or jurisdictions do not allow the exclusion or limitation of liability for consequential or incidental damages, this limitation may not apply to you.